

CLASS- II

SUMMER HOLIDAY HOMEWORK (2023-24)



Month of May brings long, hot days,
It's time to enjoy holidays.
Summer means no more school,
Having fun, with no set rules.
Playing, talking and watching cartoons,
Fun continues till end of June.
This beautiful time comes once in a year,
I am excited my friends,
The holidays are near...



Dear Students,

Holidays are always a welcome break from the normal routine and we all look forward to them. It gives us the opportunity to pursue all those activities that we enjoy but never find enough time to indulge in. But dear students, there is a lot more you can do by which you can make your holidays fun and learning at the same time.

Here are few tips for you to follow –

- Go for a walk, talk about things you see around.
- Follow CAB (Covid Appropriate Behaviour) wherever you go and be safe.
- Drink a lot of water/juices and eat healthy food.
- Plan some outdoor and indoor games.
- Help parents in small household chores like dusting of the house and watering the plants.
- Reading from colourful illustrated story books will develop your language skills.
- Use the golden words ‘sorry’, ‘please’, ‘thank you’ and ‘excuse me’ extensively.
- Last but not the least – ‘Speak in English with your family members and friends.’

***“SUCCESS IS THE SUM OF SMALL EFFORTS
REPEATED DAY IN AND DAY OUT”.***

GENERAL INSTRUCTIONS:

- Holiday Homework will be graded on the basis of neatness, creativity and originality of ideas.
- Ensure that the holiday homework is completed by the children themselves. Parents should only act as a guide in completing the work.
- Homework should be completed neatly as per the given instructions and school script must be followed while doing written work in all the subjects.
- Practise writing daily in English and Hindi in old notebooks for good handwriting.
- Printout of the worksheets can be taken or the same can be done on a white A4 size sheet with name, class and topic mentioned on the top.
- Holiday homework duly labelled must be submitted on or before **Friday, 7 July 2023.**

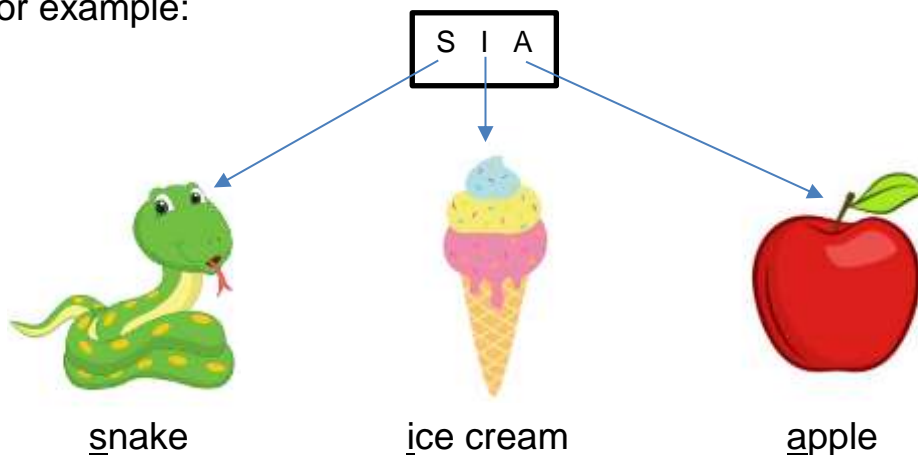


ENGLISH

NATURE FRIENDLY NAME WALL HANGING

Write your full name in capital letters. Then make a wall hanging of naming words picture with each letter of your name. Decorate the wall hanging using waste material like pencil shavings, nut shells, old plastic bottles etc. Also write the name of each picture.

For example:



NATURE TALES AND BOOK REPORT WRITING

Reading is an important way to help build language skills. It exposes us to new words and ways of using the language. Choose any one book from the links given below and write a report on it (refer to the template attached). You can either take a printout of the template or draw the same on a white A4 size sheet.

- <https://freekidsbooks.org/wp-content/uploads/2019/12/FKB-Stories-a-cloud-of-trash.pdf>
- <https://freekidsbooks.org/wp-content/uploads/2020/01/FKB-Stories-grandpa-farouks-garden-CC-picture-book.pdf>



A book review by _____

Title:

Author:

What was the story about?

Who were the characters?

What was your favourite part?

Draw a picture from the book:

Your star rating for this book:



हिंदी

रोचक गतिविधियाँ:

- ✚ संज्ञा परिदृश्य - छात्रों को एक ए-३ शीट पर प्रकृति का एक दृश्य बनाना होगा जिसमें कुछ संज्ञा शब्दों के चित्र बनाकर/ चिपकाकर उनके नाम लिखने होंगे। इसमें वे अलग-अलग प्राणियों, पशु - पक्षियों, स्थानों तथा वस्तुओं के चित्र बनाएँगे/ लगाएँगे और उनके नाम भी लिखेंगे।

उदाहरण:



- ✚ शब्दों की अंताक्षरी - इस गतिविधि में छात्रों को पौधों की डालियों जैसी एक लड़ी तैयार करनी होगी (फूल एवं पत्तियों के कट- आउट्स का प्रयोग करना होगा) जिसमें वे एक चित्र चिपकाकर उसका नाम लिखेंगे और उस शब्द के आखिरी वर्ण पर आधारित दूसरा चित्र चिपकाएँगे तथा उस चित्र का नाम लिखेंगे । इस प्रकार १० से १५ शब्दों की एक लड़ी को छात्र अपनी रचनात्मकता का प्रयोग करते हुए अपने अंदाज़ में प्रस्तुत करेंगे।

उदाहरण - रथ → थरमस → सपेरा → राजा



कक्षा - २	हिंदी कार्यपत्रक	बूझो तो जानें - शब्द ढूँढो तो मानें
------------------	-------------------------	--

प्र 1. कविता - फूल पर आधारित दिए गए चित्रों को पहचानो और शब्दों को वर्ग पहेली में से ढूँढो।



ति	त	ली	आ	शो	प	भौं	कौ
खा	ब	नो	चा	वं	फ	रा	स
श	गी	मा	ए	ज	ग	त	मू
स	चा	सु	त्रा	र्क	से	ह	थे
वि	त	ने	क	मा	ला	के	क
पै	क्ष	कि	ही	अं	मी	टी	फू
ल	ग	टा	मा	ली	ग	ना	ल
गि	ल	ह	री	ख	आ	द	ज



MATHEMATICS

+ FUN WITH SHAPES: MAKING A LANDSCAPE

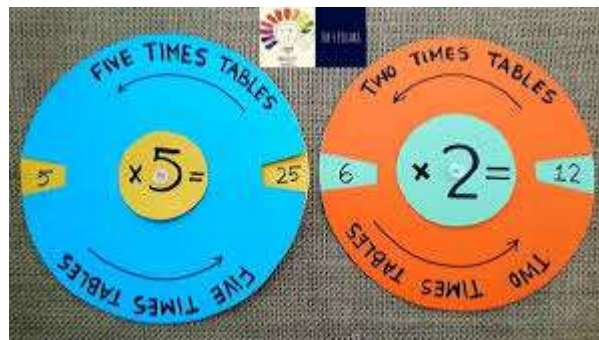
Make a landscape using cut outs of different geometrical shapes on A4-size sheet. 2D shaped objects like bindi, bangles, pencil shavings, mirror of different shapes, stars etc can also be used.



+ WORKING MODEL WITH RECYCLED CHART PAPERS

Make a working model of Math Table Learning Wheel (Tables 2 to 5) from recycled chart paper. The link has been attached for reference:

[Maths Working Model | Multiplication Table Wheel For Students | Maths TLM For Students | The4Pillars - YouTube](#)



Or

Making a working model of Multiplication Fish (Tables 2 to 5) from recycled chart papers. The link has been attached for reference:

[Multiplication Fish || Maths Working Model || Maths Game For Students || @SHAHINTABASUM #mathstlm - YouTube](#)



NUMBER TREE


Students have to choose any two random numbers from 100 to 250. Make number trees for these two numbers. Write the number on the tree trunk and circle it. Then make three branches with leaves as explained:

On 1st branch, write the number name of the number chosen.

On 2nd branch, write the number in the form of ones, tens and hundreds.

On 3rd branch, show the number in the form of blocks.

Image for your reference:



COMPUTERS

- Make a beautiful scene on 'Nature' in MS Paint or Tux Paint. Take a print out of your work on an A4 size sheet.



GENERAL AWARENESS

ACTIVITY- 1

CONNECT TO NATURE

Make a bird feeder and place it in the balcony / garden of your house and fill it with food and water every morning to help the voiceless animals in this scorching summer. You can also place earthen pots outside your house fill fresh and clean water everyday in it to quench the thirst of stray animals. Get your pictures clicked while doing this activity and paste on an A4 size sheet.



ACTIVITY- 2

LEARNING BY DOING



Imagine yourself to be a young scientist and do any one experiment under the guidance of your parent. Make a record of your experiment in a decorated A4 sheet. Also click a picture while doing the experiment and paste it.

ART AND CRAFT

❖ Worksheets:

Students need to complete the **Art worksheets** mentioned below. Instructions for each worksheet are attached.

- 1) Design your bag
- 2) Rice and Rajma Pasting
- 3) Decoration with pencil shaving and leaves
- 4) Toothpick pasting

❖ **Vibgyor Book:**

- 1) Page no 29 - My Garden
- 2) Page no 37 – A Useful Box
- 3) Page no 41 – A Beautiful Flower
- 4) Page no 43 – A Royal Lion

❖ **Craft Work**

Make a handicraft Wall Hanging of Andaman Nicobar Islands using shells/ pista shells/ dry leaves/ dry twigs etc. on an A4 size sheet. Images attached for your reference.



VIRTUAL TOUR

Virtual field trips allow children to travel the world and explore natural environment without leaving the classroom.

Let's start the adventure here!!



Let us take you all on a virtual tour of the 'National Science Museum' in New Delhi. Click on the link to start the tour:
<https://youtu.be/LIgbUSeLHDA>

